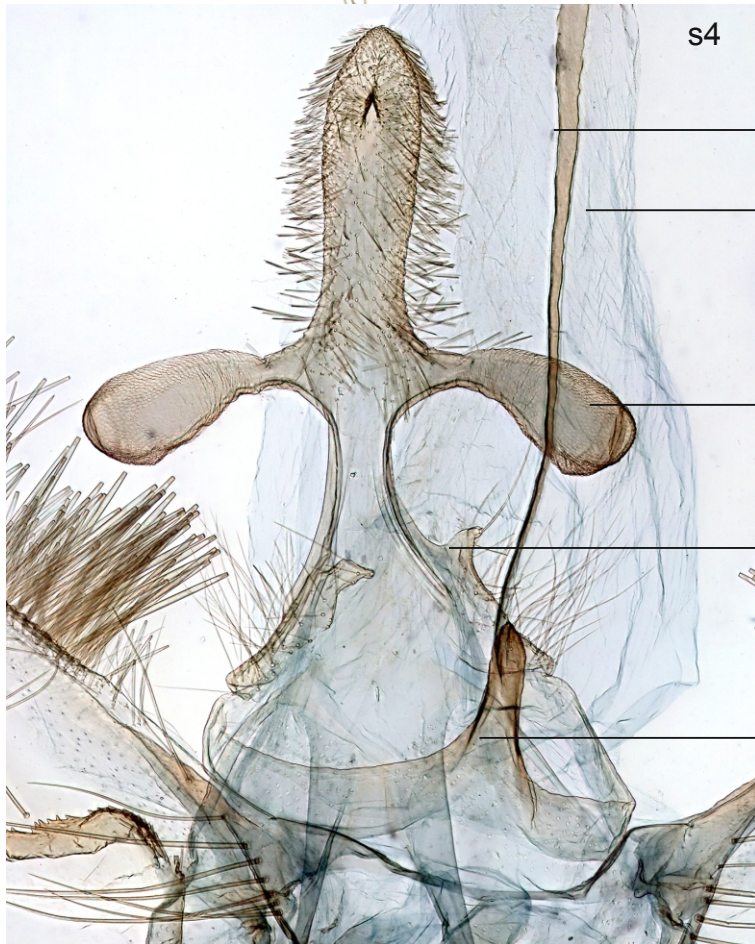
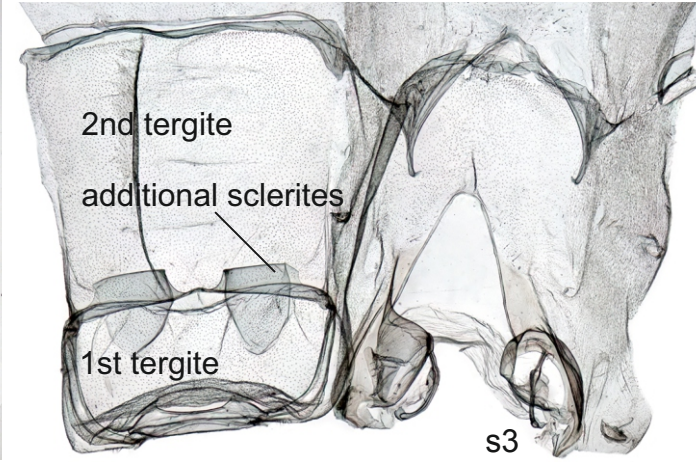
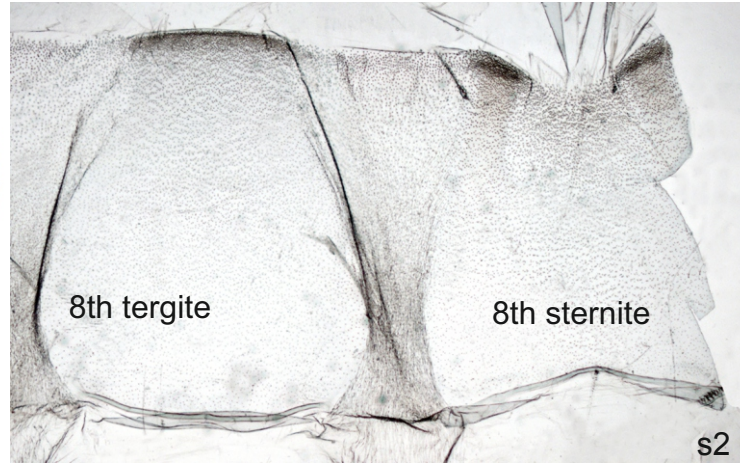



**Appendix S4.** Adult facies and morphological structures of *Eumelea* Duncan & Westwood, 1841 (Eumeleini).

- Fig. s1. **Adult male.** *Eumelea ludovicata* Guenée, 1858. Thailand: Trat, Koh Chang, White [s]and Beach, 24.07.2005, M.J.Pellinen leg. (coll. P. Sihvonen, FIN).
- Fig. s2. **8th segment, male.** *Eumelea ludovicata* Guenée, 1858. Thailand: Trat, Koh Chang, White [s]and Beach, 24.07.2005, M.J.Pellinen leg. slide Sihvonen 2746 (coll. P. Sihvonen, FIN).
- Fig. s3. **Base of abdomen, male.** *Eumelea ludovicata* Guenée, 1858. Thailand: Trat, Koh Chang, White [s]and Beach, 24.07.2005, M.J.Pellinen leg. slide Sihvonen 2750 (coll. P. Sihvonen, FIN).
- Fig. s4. **Uncus, male.** *Eumelea ludovicata* Guenée, 1858. Thailand: Trat, Koh Chang, White [s]and Beach, 24.07.2005, M.J.Pellinen leg. slide Sihvonen 2746 (coll. P. Sihvonen, FIN).
- Fig. s5. **Tympanal organ, male.** *Eumelea ludovicata* Guenée, 1858. Thailand: Trat, Koh Chang, White [s]and Beach, 24.07.2005, M.J.Pellinen leg. slide Sihvonen 2750 (coll. P. Sihvonen, FIN).
- Fig. s6. **Genitalia, male.** *Eumelea ludovicata* Guenée, 1858 Thailand: Trat, Koh Chang, White [s]and Beach, 24.07.2005, M.J.Pellinen leg. slide Sihvonen 2746 (coll. P. Sihvonen, FIN).
- Fig. s7. **Adult female.** *Eumelea* sp. Philippines: Luzon, Camarines sur, Naga Relay Stn., Mount Isarog, Ocampo [no date] (coll. Zoologisches Forschungsmuseum A. Koenig, Bonn, GER).
- Fig. s8. **Genitalia, female.** *Eumelea* sp. Philippines: Luzon, Camarines sur, Naga Relay Stn., Mount Isarog, Ocampo [no date]; slide Sihvonen 2761 (coll. Zoologisches Forschungsmuseum A. Koenig, Bonn, GER).
- Fig. s9. **Wing venation, male.** *Eumelea ludovicata* Guenée, 1858. Thailand: Trat, Koh Chang, White [s]and Beach, 24.07.2005, M.J.Pellinen leg. Forewing slide Sihvonen 2748, hindwing slide Sihvonen 2749 (coll. P. Sihvonen, FIN).

male structures



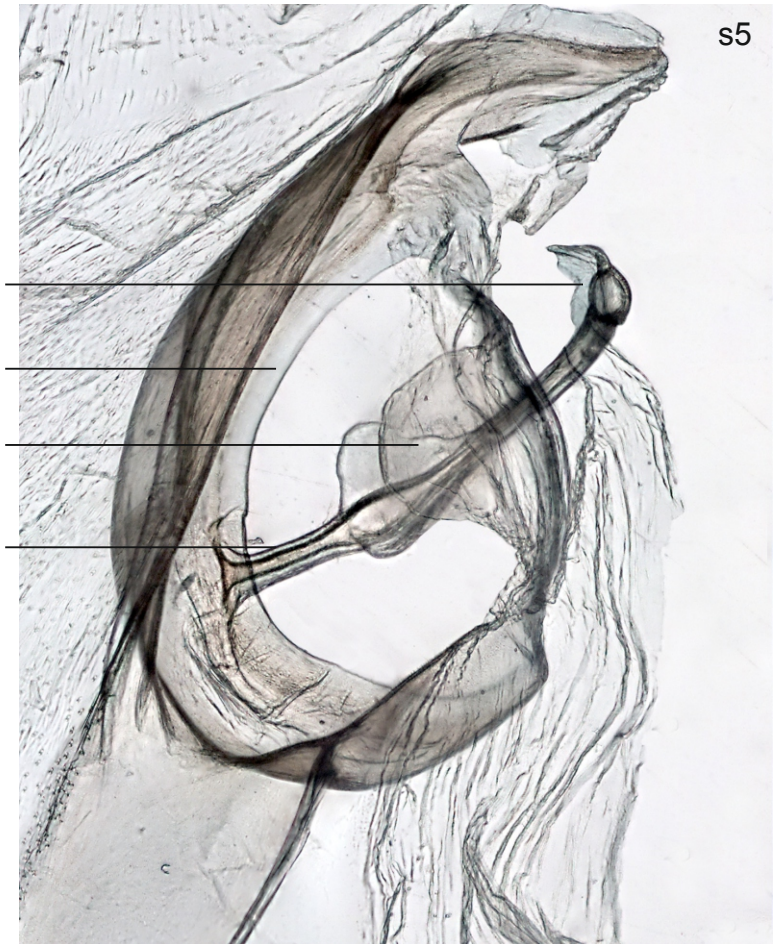
subscaphium

tuba analis

cross-shaped uncus

reduced socius

gnathos



apex of ansa

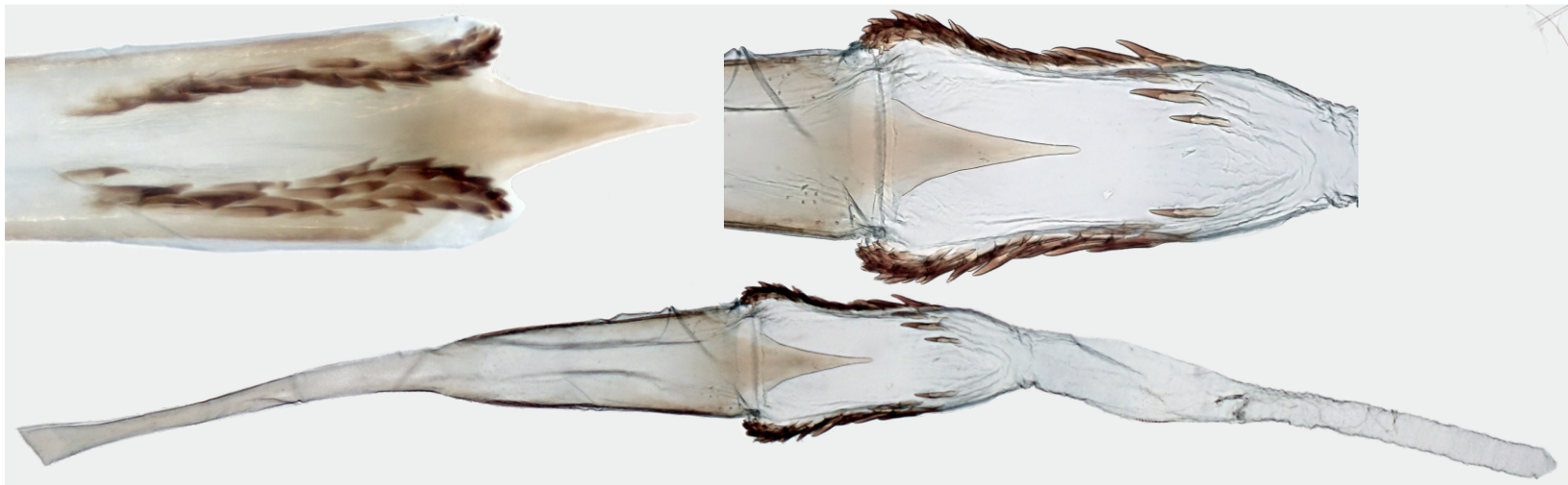
tympanum

additional sclerite

base of ansa

male structures

s6



female structures



s7



s8

